



# YEAR 3

## Homework

Week Beginning 6<sup>th</sup> July 2020

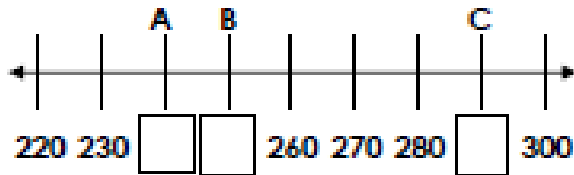
**Maths**  
**Monday**

Ascending order- smallest to largest  
Descending order- largest to smallest

Ordering Numbers

Ordering Numbers

1a. Fill the gaps in the number line using the numbers below.

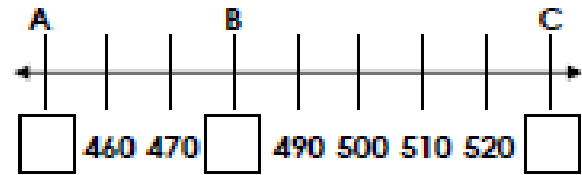


290      250      240



VF

1b. Fill the gaps in the number line using the numbers below.



480      530      450



VF

2a. Put these numbers in ascending order.

570      730      590

\_\_\_\_\_ / \_\_\_\_\_ / \_\_\_\_\_



VF

2b. Put these numbers in ascending order.

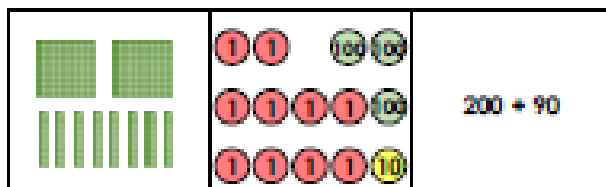
930      380      310

\_\_\_\_\_ / \_\_\_\_\_ / \_\_\_\_\_



VF

3a. What is each representation worth?



A =      B =      C =


List the numbers in ascending order.



\_\_\_\_\_ / \_\_\_\_\_ / \_\_\_\_\_

VF

3b. What is each representation worth?



A =      B =      C =

List the numbers in ascending order.



\_\_\_\_\_ / \_\_\_\_\_ / \_\_\_\_\_

VF

4a. True or false? Lewis has placed three numbers in ascending order.

410
380
430



VF

4b. True or false? Frank has placed three numbers in ascending order.

790
800
880



VF


# Maths

## Tuesday

### Ordering Numbers

1a. Phoenix the parrot wants to reach the peach. He can only go through the maze by stepping on ascending numbers.



	240	250	
	220	230	260
	210	290	240


 How many routes can he take?

PS

### Ordering Numbers


1b. Oka the panda wants to reach the plant. She can only go through the maze by stepping on ascending numbers.

	470	500	480
	490	570	540
	530		520


 How many routes can she take?

PS

2a. Luke and Gavin are placing numbers in ascending order.

	630	670	710
---	-----	-----	-----

Gavin

	280	410	380
---	-----	-----	-----


Luke

Who is correct? Prove it.




R

2b. Leila and Evie are placing numbers in ascending order.

	930	960	950
---	-----	-----	-----

Leila

	530	550	580
---	-----	-----	-----

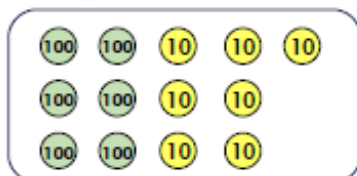
Evie

Who is correct? Prove it.



PS

3a. Choose between 5 and 10 place value counters each time to create 3 different 3-digit numbers.




Write the numbers that you have created below in ascending order.

\_\_\_\_\_ , \_\_\_\_\_ , \_\_\_\_\_



PS

3b. Choose between 5 and 10 place value counters each time to create 3 different 3-digit numbers.



Write the numbers you have created below in ascending order.

\_\_\_\_\_ , \_\_\_\_\_ , \_\_\_\_\_



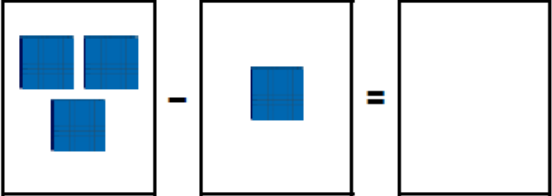
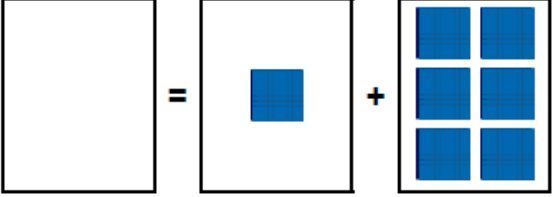

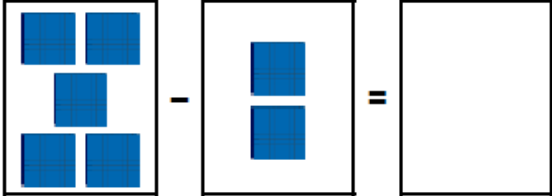
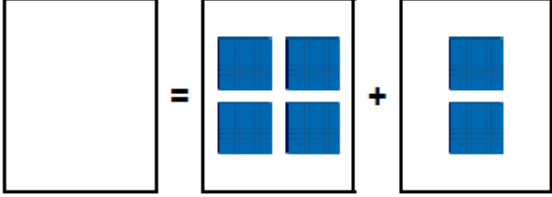

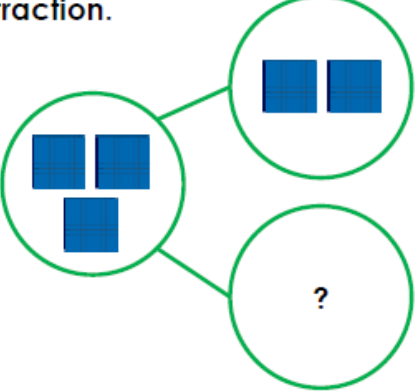

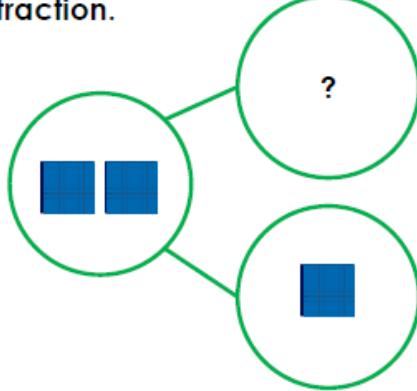







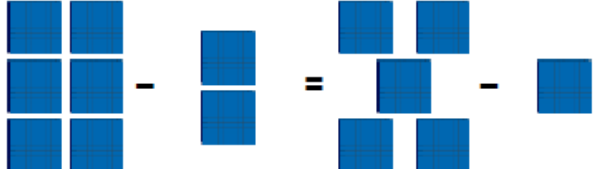

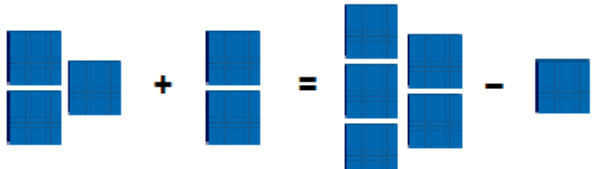

R

# Maths

## Wednesday

### Add and Subtract Multiples of 100

### Add and Subtract Multiples of 100

<p>1a. Complete the number sentences.</p> <p>A. </p> <p>B. </p> <p> <span style="float: right;">VF</span></p>	<p>1b. Complete the number sentences.</p> <p>A. </p> <p>B. </p> <p> <span style="float: right;">VF</span></p>
<p>2a. Use the part whole model to write a subtraction.</p>  <p> <span style="float: right;">VF</span></p>	<p>2b. Use the part whole model to write a subtraction.</p>  <p> <span style="float: right;">VF</span></p>
<p>3a. Use the correct symbols to complete the number sentences.</p> <p>A. </p> <p>B. </p> <p> <span style="float: right;">VF</span></p>	<p>3b. Use the correct symbols to complete the number sentences.</p> <p>A. </p> <p>B. </p> <p> <span style="float: right;">VF</span></p>
<p>4a. True or false?</p>  <p> <span style="float: right;">VF</span></p>	<p>4b. True or false?</p>  <p> <span style="float: right;">VF</span></p>

# Maths Thursday


## Add and Subtract Multiples of 100

## Add and Subtract Multiples of 100

1a. Complete the number sentences. Write your answers in numbers.

A.  $\boxed{\text{three hundreds}} + \begin{array}{|c|} \hline \text{100} \quad \text{100} \\ \hline \text{100} \quad \text{100} \\ \hline \text{100} \quad \text{100} \\ \hline \end{array} = \boxed{\phantom{000}}$


B.  $\boxed{\phantom{000}} = \begin{array}{|c|} \hline \phantom{00} \quad \phantom{00} \\ \hline \phantom{00} \\ \hline \phantom{00} \quad \phantom{00} \\ \hline \end{array} - 100$

 VF

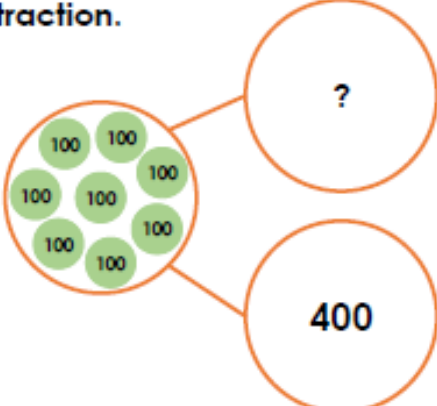
1b. Complete the number sentences. Write your answers in numbers.


A.  $\boxed{\text{two hundreds}} + \begin{array}{|c|} \hline \phantom{00} \\ \hline \phantom{00} \\ \hline \phantom{00} \\ \hline \end{array} = \boxed{\phantom{000}}$

B.  $\boxed{\phantom{000}} = \begin{array}{|c|} \hline \text{100} \\ \hline \text{100} \\ \hline \text{100} \quad \text{100} \\ \hline \end{array} - 200$

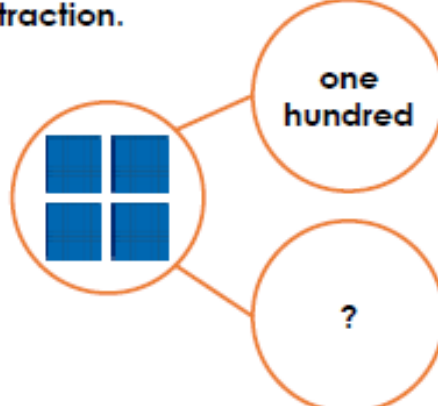
 VF


2a. Use the part whole model to write a subtraction.



 VF

2b. Use the part whole model to write a subtraction.




 VF

3a. Use the correct symbols to complete the number sentences.

A.  $\begin{array}{|c|} \hline \phantom{00} \quad \phantom{00} \quad \phantom{00} \\ \hline \phantom{00} \quad \phantom{00} \quad \phantom{00} \\ \hline \end{array} \boxed{\phantom{000}} \text{ four hundreds} = \begin{array}{|c|} \hline \phantom{00} \\ \hline \phantom{00} \\ \hline \end{array}$


B.  $\text{100} = \begin{array}{|c|} \hline \text{100} \quad \text{100} \\ \hline \text{100} \\ \hline \end{array} \boxed{\phantom{000}} \begin{array}{|c|} \hline \text{100} \quad \text{100} \\ \hline \end{array}$

 VF

3b. Use the correct symbols to complete the number sentences.


A.  $\begin{array}{|c|} \hline \text{100} \quad \text{100} \\ \hline \text{100} \\ \hline \text{100} \quad \text{100} \\ \hline \end{array} = \text{100} \boxed{\phantom{000}} \begin{array}{|c|} \hline \text{100} \quad \text{100} \\ \hline \text{100} \quad \text{100} \\ \hline \end{array}$

B.  $600 \boxed{\phantom{000}} \begin{array}{|c|} \hline \phantom{00} \quad \phantom{00} \\ \hline \phantom{00} \\ \hline \phantom{00} \quad \phantom{00} \\ \hline \end{array} = \begin{array}{|c|} \hline \phantom{00} \quad \phantom{00} \\ \hline \phantom{00} \\ \hline \phantom{00} \quad \phantom{00} \\ \hline \end{array}$

 VF


4a. True or false?

$100 + \begin{array}{|c|} \hline \phantom{00} \quad \phantom{00} \quad \phantom{00} \\ \hline \phantom{00} \\ \hline \phantom{00} \quad \phantom{00} \\ \hline \end{array} = \begin{array}{|c|} \hline \phantom{00} \quad \phantom{00} \\ \hline \phantom{00} \\ \hline \phantom{00} \quad \phantom{00} \\ \hline \end{array} + \begin{array}{|c|} \hline \phantom{00} \\ \hline \phantom{00} \\ \hline \end{array}$

 VF

4b. True or false?

$\begin{array}{|c|} \hline \text{100} \quad \text{100} \\ \hline \text{100} \quad \text{100} \\ \hline \text{100} \quad \text{100} \\ \hline \end{array} - \text{two hundreds} = \text{100} \quad \text{100} + \text{100} \quad \text{100}$

 VF

## Maths

Friday- Cut up the number sentences below and match them to the correct answer. You could even make your own number cards and try to trick someone in your family.


<b>11</b>	<b><math>76 \div 4</math></b>	<b>2</b>	<b><math>36 \div 4</math></b>
<b>19</b>	<b><math>4 \div 4</math></b>	<b>9</b>	<b><math>72 \div 4</math></b>
<b>1</b>	<b><math>52 \div 4</math></b>	<b>18</b>	<b><math>48 \div 4</math></b>
<b>13</b>	<b><math>32 \div 4</math></b>	<b>12</b>	<b><math>40 \div 4</math></b>
<b>8</b>	<b><math>8 \div 4</math></b>	<b>10</b>	<b><math>24 \div 4</math></b>



## Reading

# Animal Management

You might think that humans have conquered the globe thanks to our superior brain power. World-changing discoveries such as fire, inventions like the wheel, and our ability to communicate through language have all certainly helped! However, another secret to humans' success has been our ability to domesticate animals. Humans around the world have been doing this successfully for thousands of years. But what is domestication?



Domestication describes the process of changing animals over many generations so that they (and their descendants) can live with and benefit people. Some animals – such as dogs, cats and rabbits – are domesticated as pets, whereas livestock animals are domesticated to provide food and clothing, or are used for work on farms.

Although small mammals, poultry, fish and even insects have been domesticated, historically the most important livestock animals have been the large mammals, those generally weighing over 45 kilograms. These provide the most food and can do the heaviest work. Of the large land-based mammals, only five have been successfully domesticated throughout the world: the sheep, goat, cow, pig and horse. Nine others, including the donkey, reindeer and camel, have been domesticated in certain parts of the globe only.

You will not see a gorilla or a hippo working on a farm, so why have some species of mammal been domesticated while others have not? Not all animals can be domesticated – and even those that have, can sometimes revert to their wild ways.

On the following pages, the internationally published biologist Jared Diamond proposes a list of characteristics that animals need to possess in order for them to be successfully domesticated. Lacking even one of these characteristics usually means that domestication fails.



## English

### Monday

Look at the picture below and answer the questions.

### Girl on a house on a dragon



- What happened before this picture?
- How did the house get on top of the dragon? Who tied it onto the dragon's back?
- Is the dragon happy about this?
- How do the girl and the dragon know one another?



## English Tuesday

Continued questions from yesterday.

### Girl on a house on a dragon



- Why is the girl sitting on top of the house and not inside it?
- Is anyone else inside the house?
- Where did the kites come from?
- Where are the girl and the dragon going?

## English/SPAG

### Wednesday

Using your knowledge of proof reading, can you correct the following passages? I have made lots of mistakes!

#### Diary Extract 1

Dear Diary,

Today woz the best day ever my dad surprised me with trip to the zoo i couldnt believe it. it tuck us half hour to get there in my dads car. When we arrived, the first thing we did was go see the monkeys. they were my favourite animal they swinging all around the enclosure and one did backflip! Me dad and me laughed so much!

#### Diary Extract 2

Dear Diary,

Today was a good day because we went on our school trip. We went to a farm. It took us fifty minutes to get there. When we arrived we got put in groups. I got put with my friend Emma. We went to feed the lambs first. They were cute. I gave one a bottle of milk and she drank it. She was called Daisy. After that we went to help milk the cows. The cows Were big. We sat on a stool next to them and the farmer showed us how to pull the udder. It felt weird. I got a bit of milk out.

## English

Thursday

Choose a day from this week and write your own diary extract to tell me what you did that day.

### Diary Checklist

Features	
Is it written in the first person? <b>I, my, we, our</b>	
Is it written in the past tense? <b>Went, did, had, got</b>	
Is it written in chronological order? <b>Morning, Afternoon, Evening</b>	
Have you used and time connectives? <b>First, Next, After, Then</b>	
Is your writing <b>informal</b> and <b>chatty</b> ?	
Have you described your feelings? <b>Excited, nervous, bored, lonely, worried</b>	

## English/SPAG

Friday

Research what is a common noun?

What is a proper noun?

Task: Can you think of a noun for every letter of the alphabet? Underline all the proper nouns.

A-

B-

C-

D-

E-

F-

G-

H-

I-

J-

K-

L-

M-

N-

O-

P-

Q-

R-

S-

T-

U-

V-

W-

X-

Y-

Z-





## Foreign Languages

Practice saying these colours in Italian. Once you are confident with them, try to complete the task below. Draw a line from the coloured boxes to the correct colour name.

bianco	giallo	arancio
rosa	rosso	viola
azzurro	blu	verde
marrone	grigio	nero

	●	●	giallo
	●	●	arancione
	●	●	blu
	●	●	marrone
	●	●	rosso
	●	●	verde
	●	●	grigio
	●	●	bianco
	●	●	nero
	●	●	rosa
	●	●	azzurro
	●	●	viola

A line is drawn from the black dot next to the blue cube to the black dot next to the word 'blu'.

# PE

Work out how many laps around your garden/local field makes 1 mile. Try to achieve your daily mile every day for the whole week! If you can't yet run the full mile, you can walk some of it until your fitness improves. Tick off every day that you achieve your daily mile. Good luck!



Day	Daily mile achieved
Monday	
Tuesday	
Wednesday	
Thursday	
Friday	
Saturday	
Sunday	