



YEAR 4

Homework

Week Beginning 6th July 2020

Maths

Monday

Halving

Halve these numbers.
Put the answers in the
boxes.



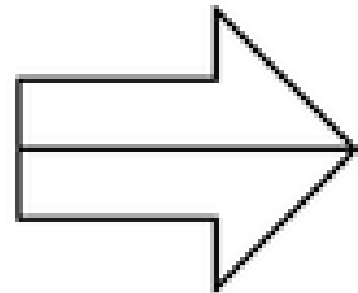
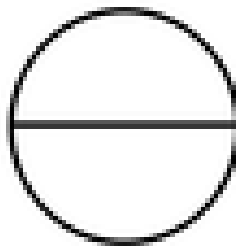
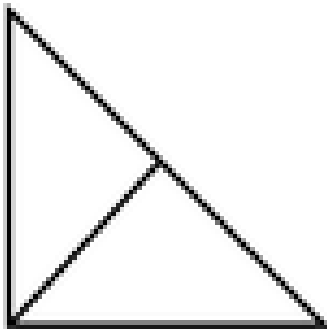

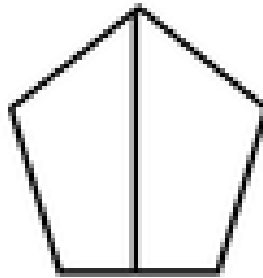

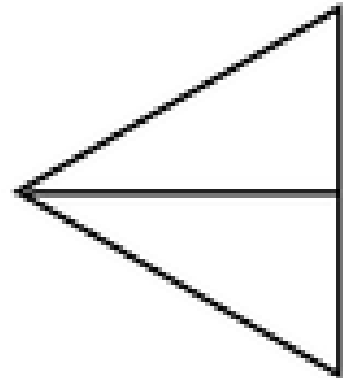
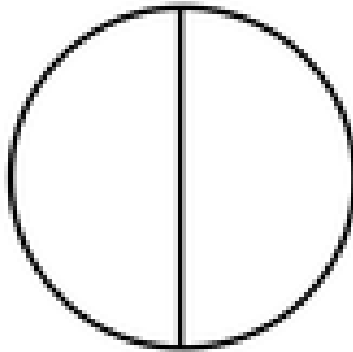

1. half of 24	→	
2. half of 12	→	
3. half of 16	→	
4. half of 22	→	
5. half of 14	→	
6. half of 26	→	
7. half of 18	→	
8. half of 20	→	

Maths


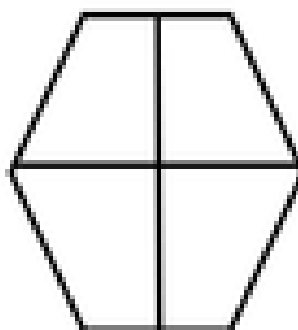
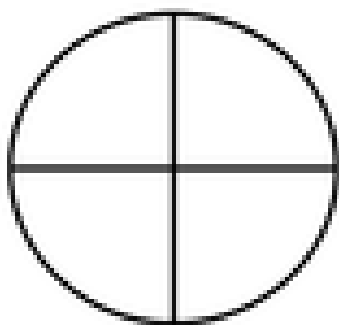
Tuesday

Halves of shapes

Can you color in **one half** of the following shapes: $\frac{1}{2}$



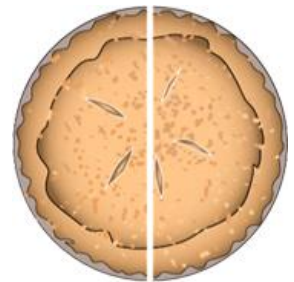


color in $\frac{1}{2}$ of these shapes:



Maths

Wednesday

When you have your lunch, practice cutting your food in half.



What food did you cut in half?

Were both pieces equal?


Can you find other foods that you can cut in half?

How many pieces would you have if you cut your food into quarters?

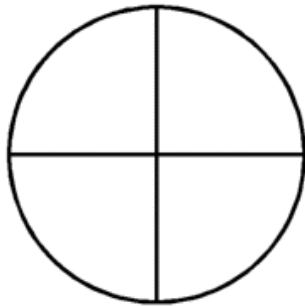
Maths

Thursday

Shade the correct fraction of each shape.



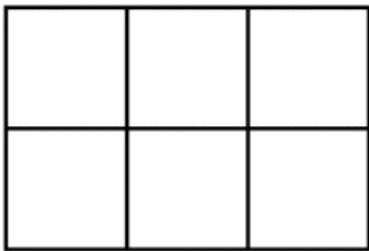
Shade $\frac{1}{2}$



Shade $\frac{1}{4}$



Shade $\frac{5}{8}$



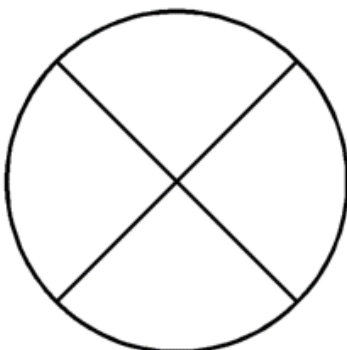
Shade $\frac{4}{6}$



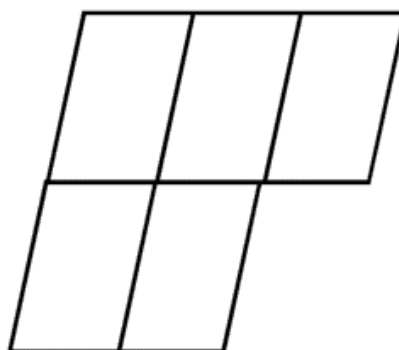
Shade $\frac{2}{3}$



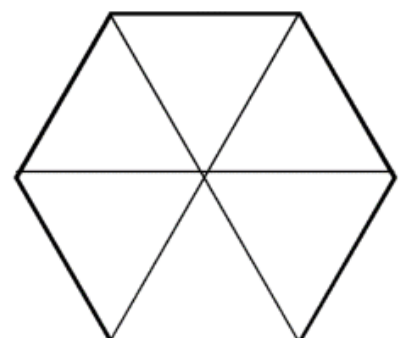
Shade $\frac{1}{2}$



Shade $\frac{3}{4}$



Shade $\frac{4}{5}$



Shade $\frac{5}{6}$


Maths Friday

Have fun playing these games with a friend or family member. If you don't have any dice at home, don't worry, just make number cards out of paper.

Halves Game

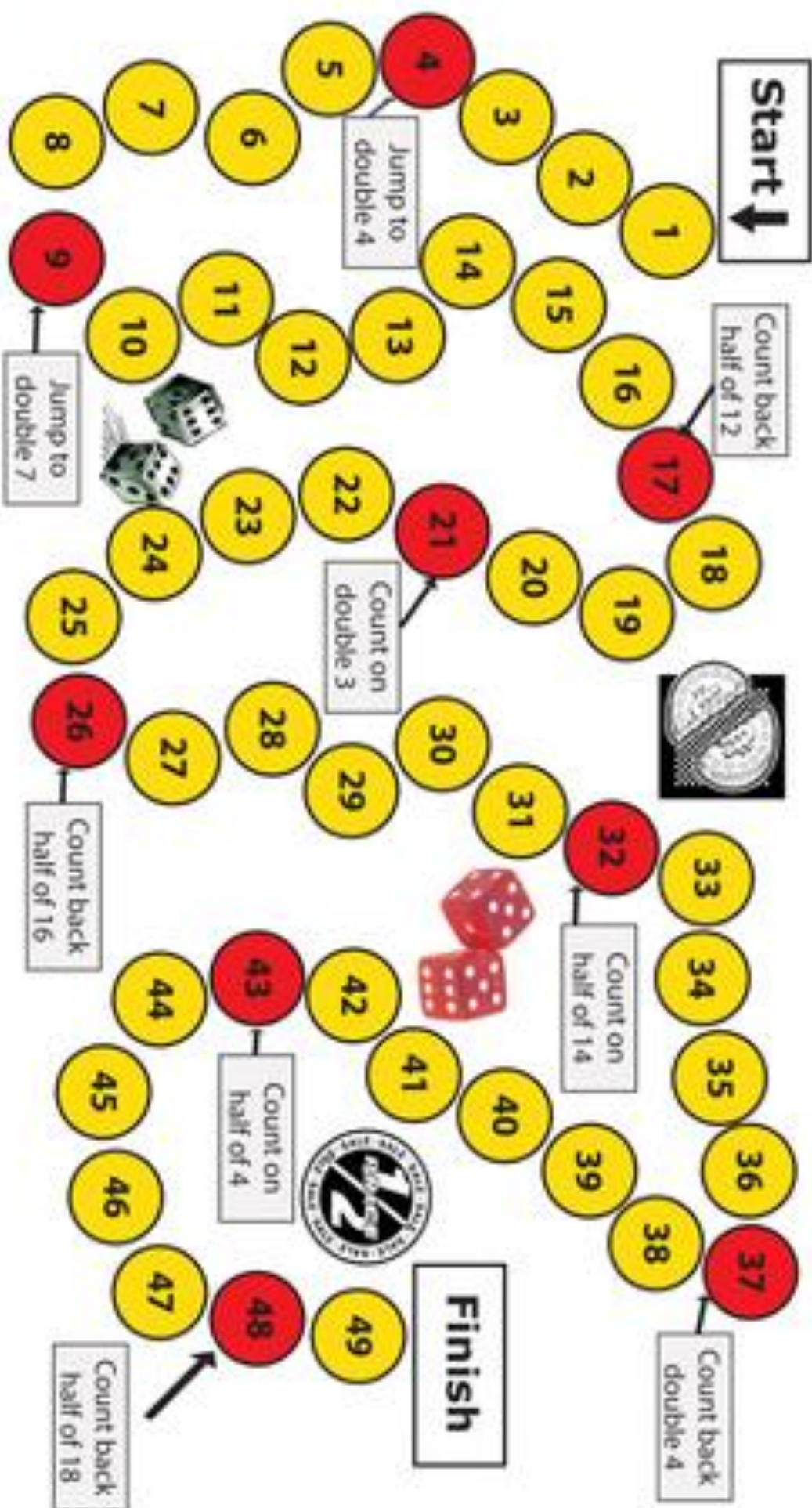
Roll a die to move along the board. Say the double of the number you land on. If you don't know it, move back

START	2 <small>Halve</small>	18 <small>Halve</small>	8 <small>Halve</small>	6 <small>Halve</small>	18 <small>Halve</small>	14 <small>Halve</small>	4 <small>Halve</small>
10 <small>Halve</small>	18 <small>Halve</small>	8 <small>Halve</small>	6 <small>Halve</small>	2 <small>Halve</small>	14 <small>Halve</small>	4 <small>Halve</small>	16 <small>Halve</small>
6 <small>Halve</small>	20 <small>Halve</small>	2 <small>Halve</small>	8 <small>Halve</small>	10 <small>Halve</small>	20 <small>Halve</small>	16 <small>Halve</small>	20 <small>Halve</small>
16 <small>Halve</small>	12 <small>Halve</small>	10 <small>Halve</small>	12 <small>Halve</small>	12 <small>Halve</small>	12 <small>Halve</small>	12 <small>Halve</small>	12 <small>Halve</small>



FINISH!

© Copyright 2012, www.spacembox.co.uk



Double or Half: You will need a 1 - 6 dice and a counter each. Follow the track and if you land on a red space follow the instructions. First player to the finish is the winner.

Designed by Charlotte Wilkinson

Reading

Liam the Park Keeper

Meet Liam the park keeper

Do you like being out in the open air? Liam does! He works as a park keeper, which means he is outside all day long. He can listen to the birds and look at the beautiful trees and plants.



Liam the park keeper

Liam has to keep his areas of the park looking their best for visitors, especially the rose garden. It's a very demanding job, but Liam enjoys it.



This is the park where Liam works.

Liam's daily tasks depend on the weather and the time of year.

His main tasks include:

- clearing away dead plants
- getting rid of weeds
- digging the soil
- putting in new plants
- keeping bugs under control
- cutting shrubs and clipping hedges
- raking up leaves
- cutting the grass.



Raking up leaves



Bulbs ready for planting



Liam puts in new plants.

Through the seasons



Liam's jobs change throughout the seasons.

Liam's jobs change throughout the year. Spring is the time to care for the lawn and old flower beds. Flowers are planted in spring ready for summer. From spring until autumn, the grass needs to be cut once a week.

During summer, Liam's main job is keeping the displays looking their best. Flower beds are watered every day and weeded. As the flowers fade, Liam cuts away the old parts.

In autumn, Liam plants bulbs ready for spring. He collects fallen leaves and gives the lawn some well-needed treatment.

In winter, he digs over the empty flower beds to keep the soil in good condition. He also creates new beds. The winter frost helps to break up the soil.

What Liam likes about his job

For Liam, the very best part of being a park keeper is being outside. Liam likes being outside and being active. He would feel very restless if he had to sit at a desk all day. Gardening keeps him fit, too.

Liam likes planting things and watching them grow. Every day, he sees how the park's visitors enjoy the gardens, and this gives him a real sense of achievement. He also likes being able to enjoy the park quietly in his spare time.

Liam enjoys time with the other park keepers. They do many jobs as a team, and Liam likes being able to talk to the others while he works.



Liam works with the other park keepers.

What Liam doesn't like about his job

The weather can make Liam's job much harder. There's snow and ice in winter, and it rains most of the year round. Liam likes his job least in the middle of summer, when it can be almost too hot to do anything.

Another problem is that it can be dirty work. It's easy to get cuts and scratches from the roses and other plants, and there are itchy insect bites to worry about in the summer.



It can be dirty work.

Can you list 4 of Liam's tasks?

What does Liam do in winter?









What season does Liam plant the bulbs?

What does Liam think the best part of being a park keeper is?

When does Liam least like his job?

English/SPAG

Monday

<p>1a. Circle all of the conjunctions below.</p> <p>me if help</p> <p>she because</p> <p> VF</p>	<p>1b. Circle all of the conjunctions below.</p> <p>the when he</p> <p>because like</p> <p> VF</p>
<p>2a. Underline the conjunction in the sentences below.</p> <p>I went to the shop <u>that</u> was around the corner.</p> <p>I can have jelly <u>when</u> I have had my dinner.</p> <p> VF</p>	<p>2b. Underline the conjunction in the sentences below.</p> <p>I fell over <u>because</u> Ben pushed me.</p> <p>I can have a sweet <u>if</u> I do well in my test.</p> <p> VF</p>
<p>3a. Add a conjunction to complete the sentence below.</p> <p><input type="text" value="that"/> <input type="text" value="if"/> <input type="text" value="because"/></p> <p>I am going to the park _____ I like the slide.</p> <p> VF</p>	<p>3b. Add a conjunction to complete the sentence below.</p> <p><input type="text" value="because"/> <input type="text" value="when"/> <input type="text" value="that"/></p> <p>She was so upset _____ she could not sleep.</p> <p> VF</p>
<p>4a. Tick the sentence that has used a conjunction correctly.</p> <p>A. The girl called her mum when her mum could help. <input type="checkbox"/></p> <p>B. The girl called her mum so that her mum could help. <input type="checkbox"/></p> <p>C. The girl called her mum if her mum could help. <input type="checkbox"/></p> <p> VF</p>	<p>4b. Tick the sentence that has used a conjunction correctly.</p> <p>A. The man dressed up if he was going to a party. <input type="checkbox"/></p> <p>B. The man dressed up that he was going to a party. <input type="checkbox"/></p> <p>C. The man dressed up when he was going to a party. <input type="checkbox"/></p> <p> VF</p>

English/SPAG

Tuesday-

1a. Rearrange the word cards to make a sentence and underline the conjunction.

.	The	because
sat	tired	man
he	down	was



A

1b. Rearrange the word cards to make a sentence and underline the conjunction.

You	go	can
play	you	if
up	.	clean



A

2a. Choose a conjunction and add more detail to complete each sentence below.

that	if	when
------	----	------

Turn the lights on

The dog was digging the flowers

You can use my car



A

2b. Choose a conjunction and add more detail to complete each sentence below.

because	if	when
---------	----	------

I will put my hat on

Max was sad

Milly woke up



A

3a. Lily thinks she has used the correct conjunction in a sentence.



The boy had lots of toys if it was his birthday.

Is she correct? Explain why.



B

3b. Dan thinks he has used the correct conjunction in a sentence.



The girl went to the cinema if was in the town centre.

Is he correct? Explain why.




B

English

Wednesday

Click on the link below to listen to the audio book. Have a think about who the main characters are in the story.



<https://www.youtube.com/watch?v=Q0bZEAuieR4>

Can you describe the characters? Write a list of adjectives underneath each character to describe them.

Woody




Buzz Lightyear



English

Thursday



Using your adjectives from yesterday, choose one of the characters from the story and write some descriptive sentences about them.

Below is an example of how I would describe Woody.

Woody is a loyal toy who has been Andy's favourite toy since he was little. Woody is a smart, determined, and passionate cowboy, and he would do anything for his best friends. He considers his friends as family and he tries his best to keep them together and safe all the time.

Adjectives			
COLOR	SIZE	TEXTURE	SHAPE
•black	•small	•smooth	•square
•white	•tiny	•hard	•round
•pink	•little	•fluffy	•oval
•yellow	•medium	•soft	•curved
•brown	•large	•rough	•straight
•purple	•huge	•sticky	•wide
•orange	•gigantic	•bumpy	•narrow
•red	•big	•slippery	•crooked
•green	•short	•fuzzy	•flat
•blue	•tall	•crunchy	•wavy

English

Friday



Can you remember this week's story? If you can't, have another listen and then try to answer the following questions.

1. Where was Woody when the other toys found him?
2. How did the toys feel when they saw Woody under the bed? Why?
3. How did Woody feel when he first saw Buzz?
Can you support your answer with evidence?



This week's spellings are:

difficult
material
describe
library

difficult	✓		



Look at it



Say it



Cover it



Write it

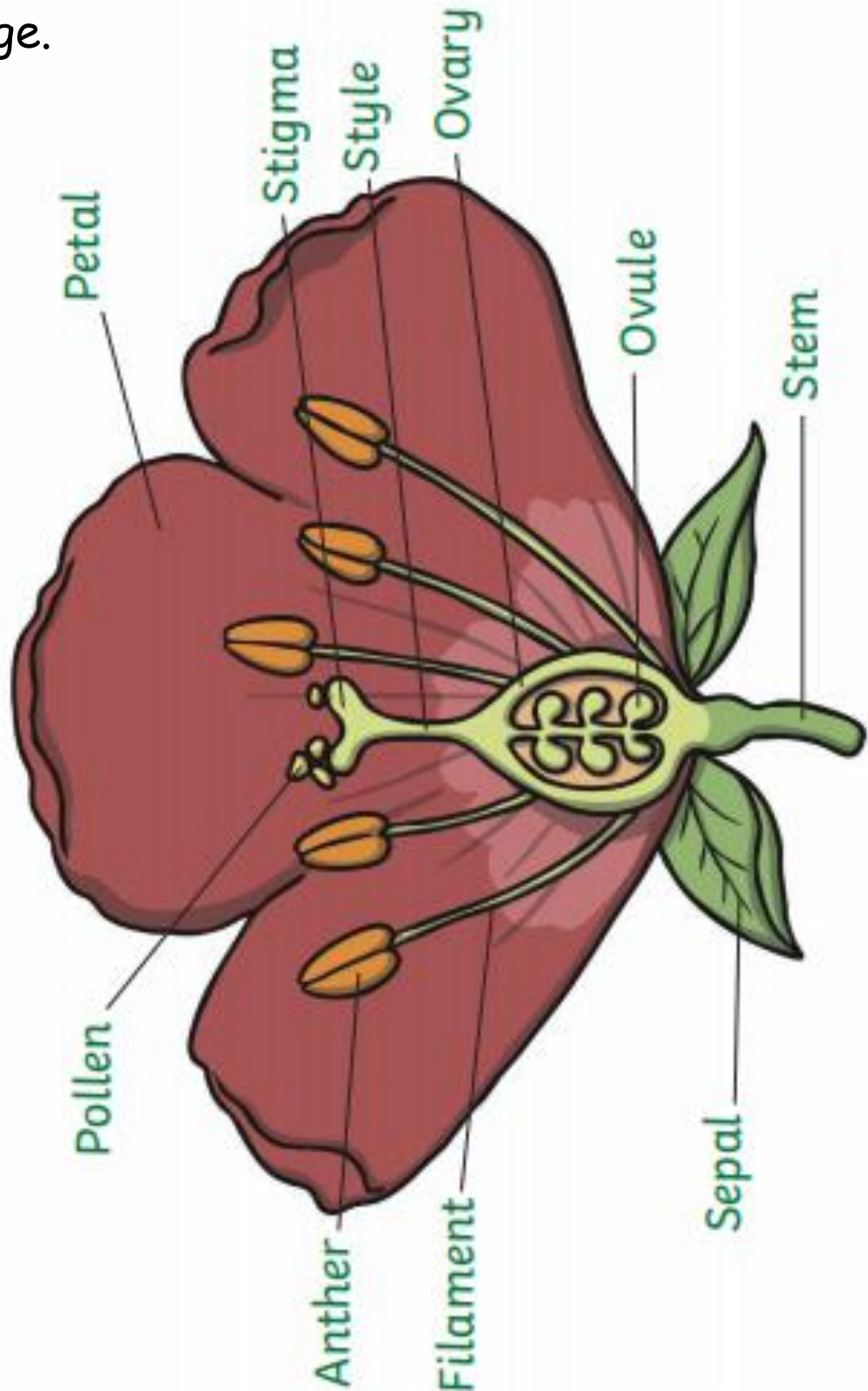


Check it

Science

Have a look at the diagram below. Once you have learnt all the parts of a flower, cover it up and try to complete the blank diagram on the next page.

Parts of a Flower



Parts of a Flower

